

High speed door

ASSA ABLOY HS9020G

ASSA ABLOY

ASSA ABLOY Entrance Systems

The global leader in door opening solutions



Compact high speed door system for a wide range of internal applications

The main features of the ASSA ABLOY HS9020G are:

- Medium-sized, max. 4000 x 4000 mm
- Superior sealing to prevent internal drafts
- Compact space saving design
- Robust galvanised steel construction
- Gravity drive system
- Opening speed up to 1,2 m/s (Option: 2,0 m/s)

The fast opening and closing speed improves your traffic flow, provides employee comfort, and saves energy. The superior sealing technology protects areas against drafts, humidity, dust and dirt.

Exceptional reliability and smooth operation is ensured by a frequency converter driven motor with soft start and stop.

The reliable and versatile control unit ensures precise door set up and diagnostics and is enclosed in a robust steel control box. A customer friendly clear display offers a wide range of information like an easy to read cycle counter.

Break-away and Automatic Reset system
ASSA ABLOY high speed doors are equipped with a break-away and automatic reset system. The curtain reintroduces itself after a crash to reduce downtime and maintenance.

Completely safe

Features that make our doors completely safe.

- The soft bottom profile has no rigid parts, it gives way should an obstruction be in the line of closing.
- If the door is hit, the fabric curtain absorbs the impact and releases itself from its side guides without causing damage or being damaged itself.

Windows

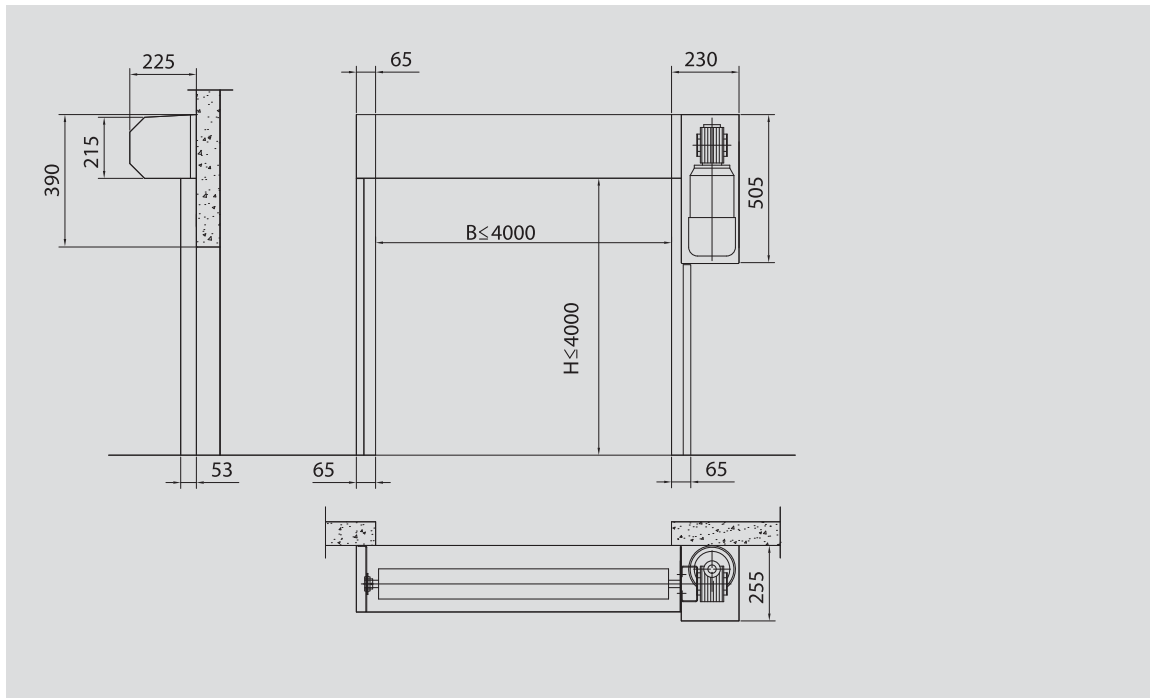
To increase light transmission and visibility, the door curtain can be equipped with windows or vision panels. Windows have fixed sizes and are located on a pre-defined grid.

Technical Data

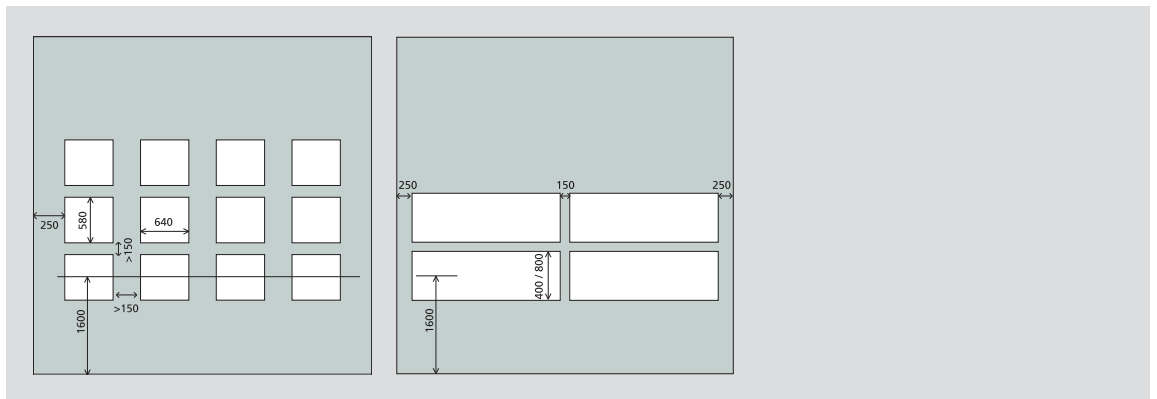
Min size (W x H)	1000 x 2000 mm
Max size (W x H) ¹	4000 x 4000 mm
Operating speed ²	opening: up to 2,0 m/s closing: 0,5 m/s
Wind load resistance, EN 12424	class 1 (300 N/m ²) maximum wind load while closing 50 N/m ²
Water penetration, EN 12425	class 2 (50 N/m ²)
Air permeability, EN 12426	class 1 (24 m ³ /m ² /h at 50 Pa)
Thermal transmittance	6,02 W/(m ² K)
Performance Test	1.000.000 cycles

1) Other sizes available on request 2) Depending on door size

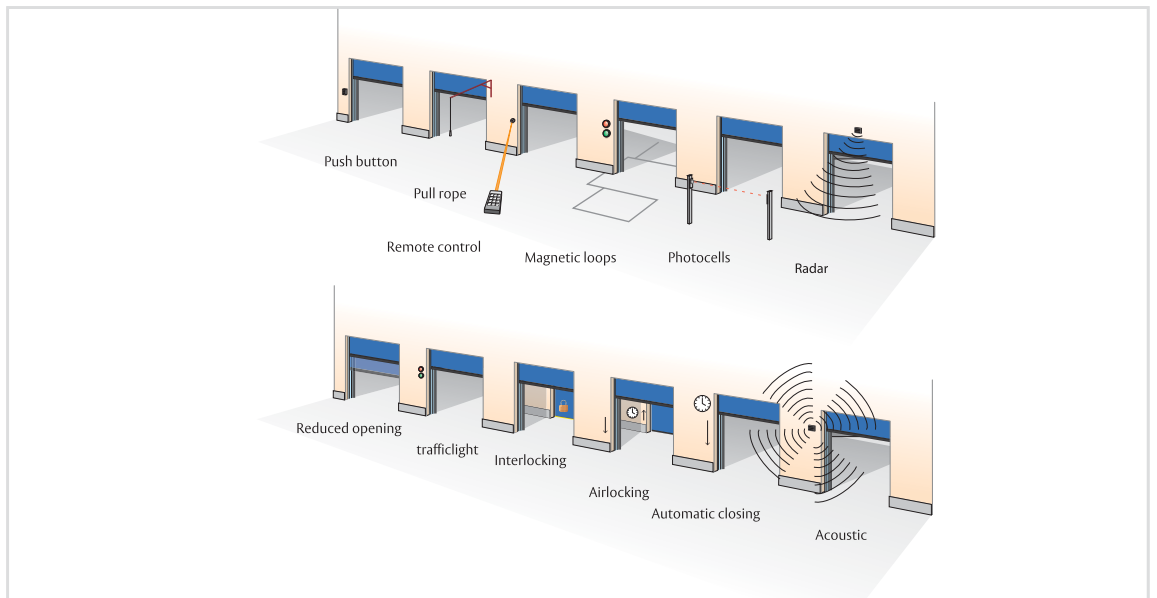
Dimensional specifications












Windows and Vision panels



Options access and automation



Standard available colours

 Signal yellow RAL 1003	 Flame red RAL 3000	 Moss green RAL 6005	 Jet black RAL 9005	 On request Other colours
 Pure orange RAL 2004	 Ultramarine blue RAL 5002	 Light grey RAL 7035	 White RAL 9010	



Jhb:011 392 1709 | Dbn:031 705 4044 | PE:041 585 0690 | CT:021 982 0570 | www.maxiflex.co.za