

# Overhead sectional door

## Crawford 370

ASSA ABLOY

ASSA ABLOY Entrance Systems

The global leader in  
door opening solutions



### Highly insulated overhead sectional door

The Crawford 370 overhead sectional door is designed to be used in applications where high insulation values are needed. In specific areas like the food processing industry where temperature control is essential the Crawford 370 is the perfect entrance solution.

The high quality, 70 mm thick, sandwich panel provides optimal insulation values and corrosion protection.

#### Glazing

The door sections can be glazed with Insulated Double Acrylic Glass windows, in a rectangular aluminium frame.

#### Standard colour

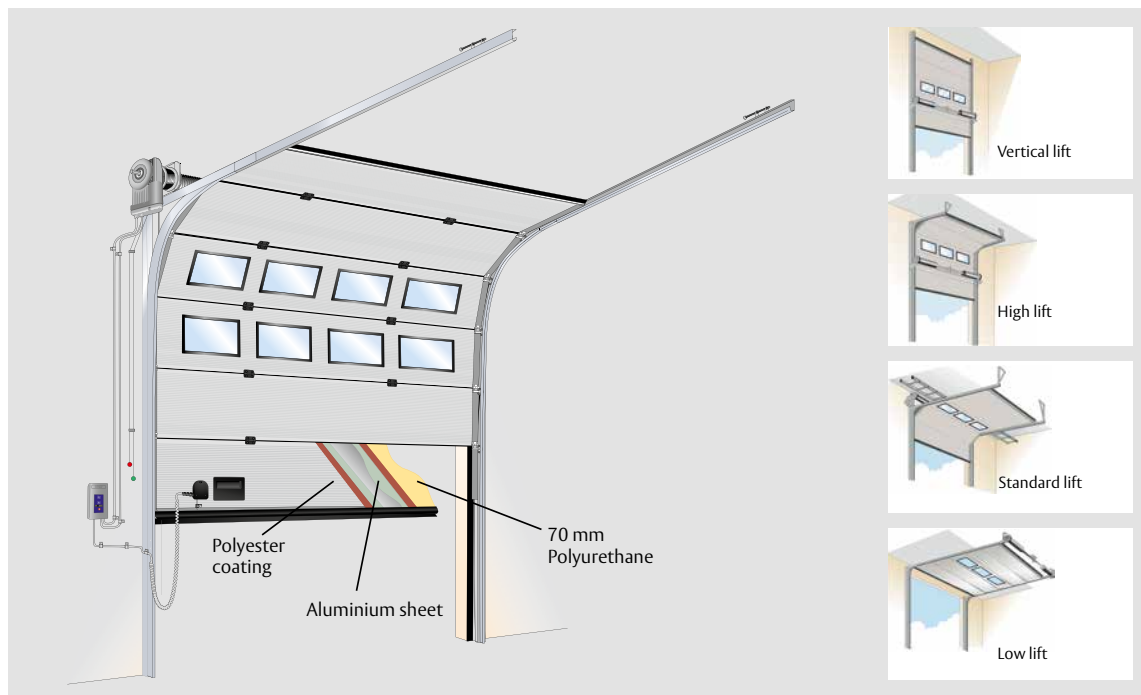
The inside and outside standard colour of the Crawford 370 overhead sectional door is aluminium.

#### Technical Data


Standard size up to (W x H) <sup>1</sup>	6000 x 5000 mm
Panel thickness	70 mm
Windows	optional
Pass-door	not available
Access and Automation	optional
Wind load, EN 12424 <sup>2</sup>	
Class 3	W < 4250
Class 2	W > 4250
Thermal transmittance, EN 12428	
Full panel	U=0,33 W/(m <sup>2</sup> .k)
Water penetration, EN 12425	class 2
Air permeability, EN 12426	class 3

1) Other sizes on request 2) Higher wind load classification on request

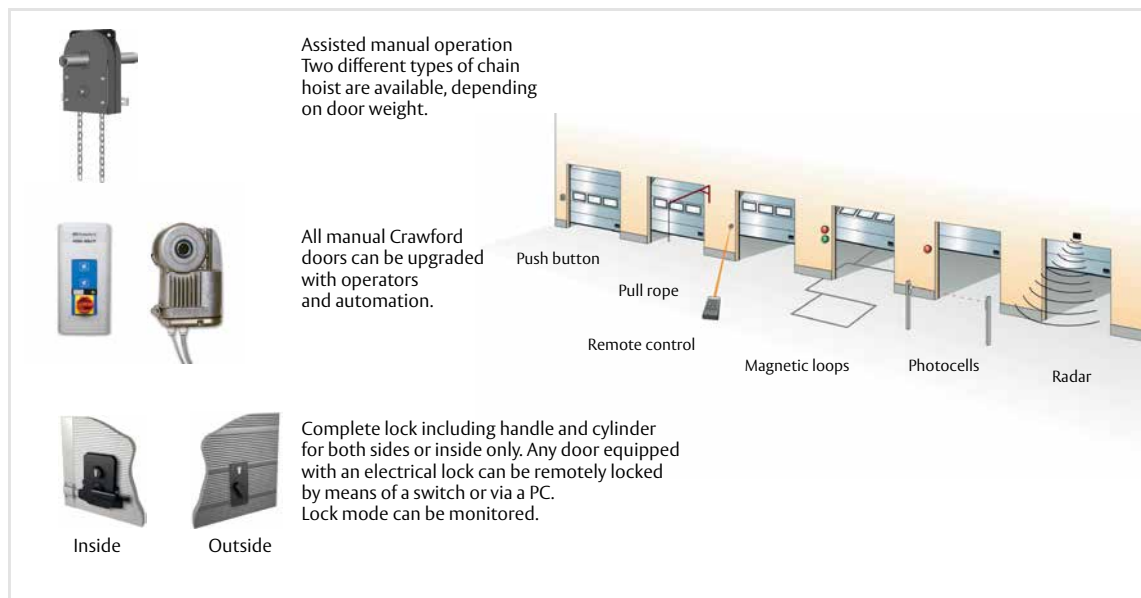
## Dimensional specifications



## Panel options



## Options access and automation



## Standard available outside colours

