



Data Sheet
High Performance Door
RapidRoll® 300

The modular door:
You define the setup - we build your door!

Room and climate partition.

Stainless steel version for hygienic demands.

Machine protection and materials handling.



MCCVectorControl
Next generation in
intelligent door control systems
by Albany Door Systems

INTERIOR ● ○ EXTERIOR
PROCESS ○ ○ SERVICE

High Performance Door RapidRoll® 300



One product Three Faces

RapidRoll® 300 S Galvanized Steel

RapidRoll® 300 A Aluminum

RapidRoll® 300 I Stainless Steel

ADVANTAGES OF ALBANY RAPIDROLL® 300

- Modular system allows custom configurations
- Fast opening and closing speed saves energy costs
- Space saving construction for almost unlimited possibilities of installation
- Fast and simple installation
- Maintenance-friendly design resulting in minimal service costs

APPLICATION

- Interior
- Hygienic environments
- Machine Protection
- Various manufacturing and materials handling applications

DESIGN

- Flexible modular design
- Custom configured to each application
- Motor cover available in plastic, powder coated steel or stainless steel
- Optional top roll cover available in galvanised steel, aluminium or stainless steel

DOOR CURTAIN

- Available in various materials and colours
- Wind tabs enhance wind resistance

KNOCK-OUT CAPABILITY

- Available from 1300 mm width
- Sensor stops door immediately upon impact
- Prevents damage to the bottom beam
- Easily manual reset

DRIVE UNIT

Hollow shaft gear motor with drop down safety gearbox (not 300 Mini), can be positioned on the right or left side of the door.

CONTROL SYSTEM

Choice of one of the following three systems:

- ACS 25 for RapidRoll® 300 galvanized steel
- ACS 50 for RapidRoll® 300 S, A, I and Mini
- MCC^{VectorControl} for RapidRoll® 300 S, A and I

MANUAL ACTIVATION

The door can be operated manually with a crank in the event of a power failure.

SAFETY FEATURES

The door is designed according to the Workplace Directive of the UVV regulations and the harmonized CE Guidelines including the EN 13241-1.

INDICATION OF RISK

The security of the door is designed for normal use and for vehicles in an industrial environment corresponding to the harmonized CE-Guidelines. In consideration of the on site situation – especially in case of pedestrian use – additional safety measures, such as additional actuators may be required. In addition, special environmental conditions may impact the choice of door type. For more information or to schedule an on-site inspection, please contact an Albany Door Systems sales engineer.

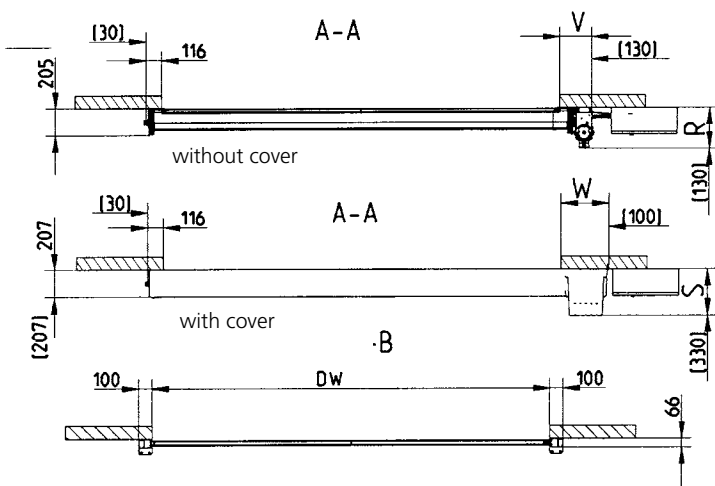
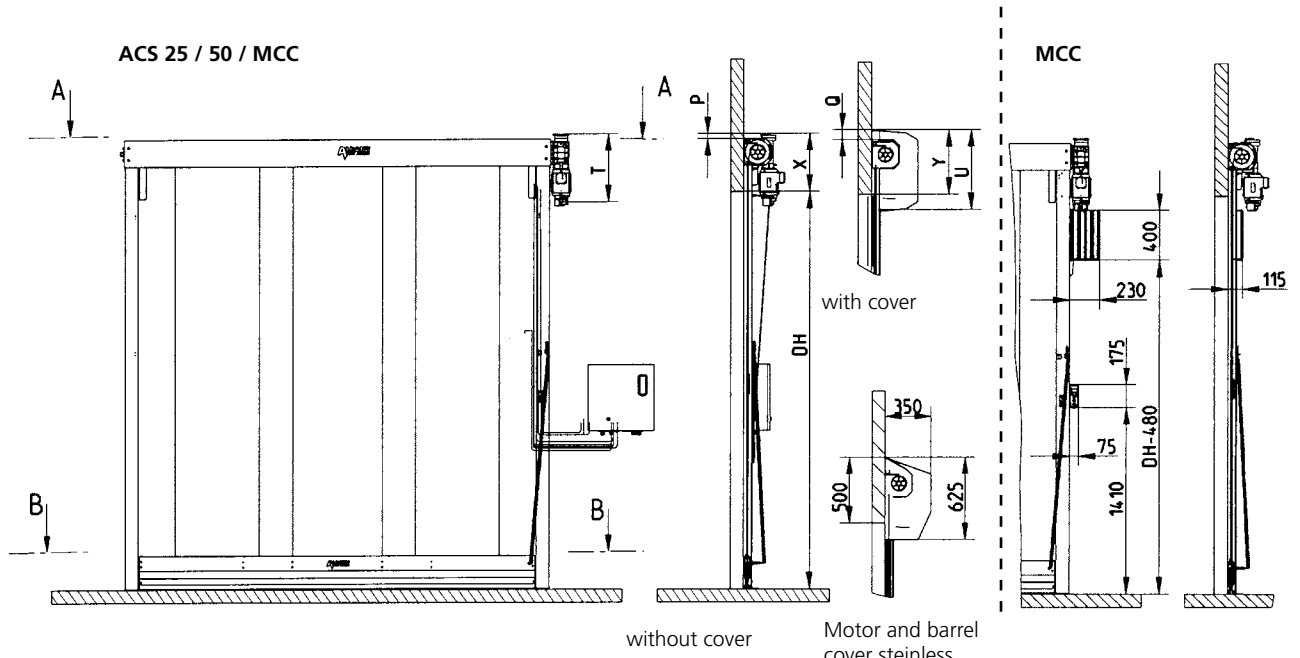
Technical Data	RapidRoll® 300 Standard	RapidRoll 300 Mini	
Interior door	suitable	suitable	
Exterior door	partially suitable	not suitable	
Wind resistance	class 1 - EN 12424	class 0 - EN 12424	
Door dimension (mm)	For details please note general drawing!		
DW min. / max.	1000 / 3500 mm	500 / 2000 mm	
DH min. / max.	1000 / 3500 mm	500 / 3000 mm	
Opening direction	vertical		
Surface (alternatively)			
Side frame	galvanised steel, stainless steel, aluminum		
Bottom profile	aluminium, stainless steel	aluminium	
Knock-out capability	●/DW ≥ 1300 mm	—	
Top roll (alternatively)	- aluminium, stainless steel - aluminium + stainless steel	aluminium	
Covers (alternatively)			
Top roll cover ¹⁾	galvanised steel, stainless steel, aluminium		
Motor cover ¹⁾	plastic, stainless steel, powder coated steel		
Door curtain (alternatively)			
PVC with coloured reinforcement stripes	✓	●	
PVC with silicon free reinforcement stripes	●	●	
RollTex® Plus*	●	✓	
RollTex® Original (fine)* ²⁾	●	●	
NomaTex®* / ** ²⁾	●	●	
NomaTex® flame retardent ²⁾	●	●	
travitop 0,8 max. 3 x 3 m**	●	●	
* optional with windows	●	●	
** optional with vision panels	●	●	
Extended flexible seal	●	●	
Wind tabs	✓		
Drive unit	electrical		
Chain drive	●	—	
Safety			
Electrical safety contact edge	✓	✓	
Door line photocell	✓	✓	
Fall down protection	✓ (in drive unit)	not required, curtain weight below 20 kg	
Control systems	ACS 25, 50, MCC	ACS 50	
Motor power / kW	0,37 / 0,75 kW	0,56 kW	
	ACS 25	ACS 50	MCC^{VectorControl}
Speed (m/s)			
Open/close up to m/s	0,8/0,8	0,8/0,8	2,0/0,8
Fuse protection - internal	on site 10 A	6,3A	12 A
Control voltage	24 V DC	24 V DC	24 V DC
Protection	IP 55 ³⁾	IP 55	IP 55
3L(N)PE/220/230/380/400/415 V; 50Hz	✓ ⁴⁾	✓ ⁴⁾	
3L(N)PE/380/400/415/440/480 V; 50/60 Hz			✓ ⁵⁾
Potential free contacts max. 250 V	✓	✓	●
Traffic light function			
Without direction detection	✓	✓	✓ 24 V DC
With direction detection	—	—	✓ 24 V DC
Flashing alarm light	✓	✓	✓ 24 V DC
Error message	✓ Code	✓ LED	✓ plain text
●Option ✓Standard — not available			

¹⁾ For doors of height ≤ 2500 mm the use of top roll and motor cover is required according to standard EN 13241-1.

²⁾ Not available for ACS 25 ³⁾ with CEE-plug IP 54

⁴⁾ Transformer necessary for 440, 480, 500V

⁵⁾ T transformer necessary for 220, 230, 500V



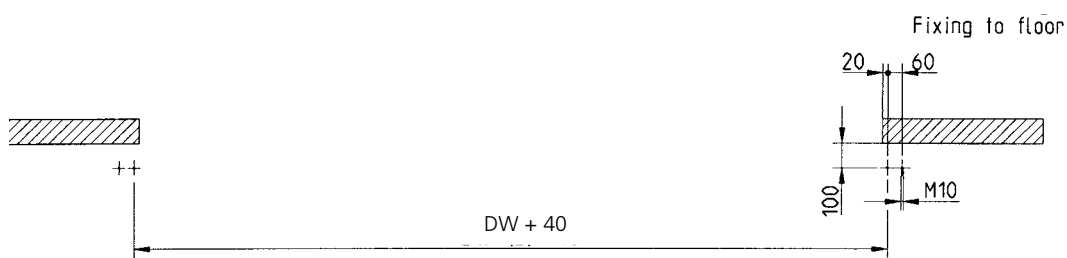
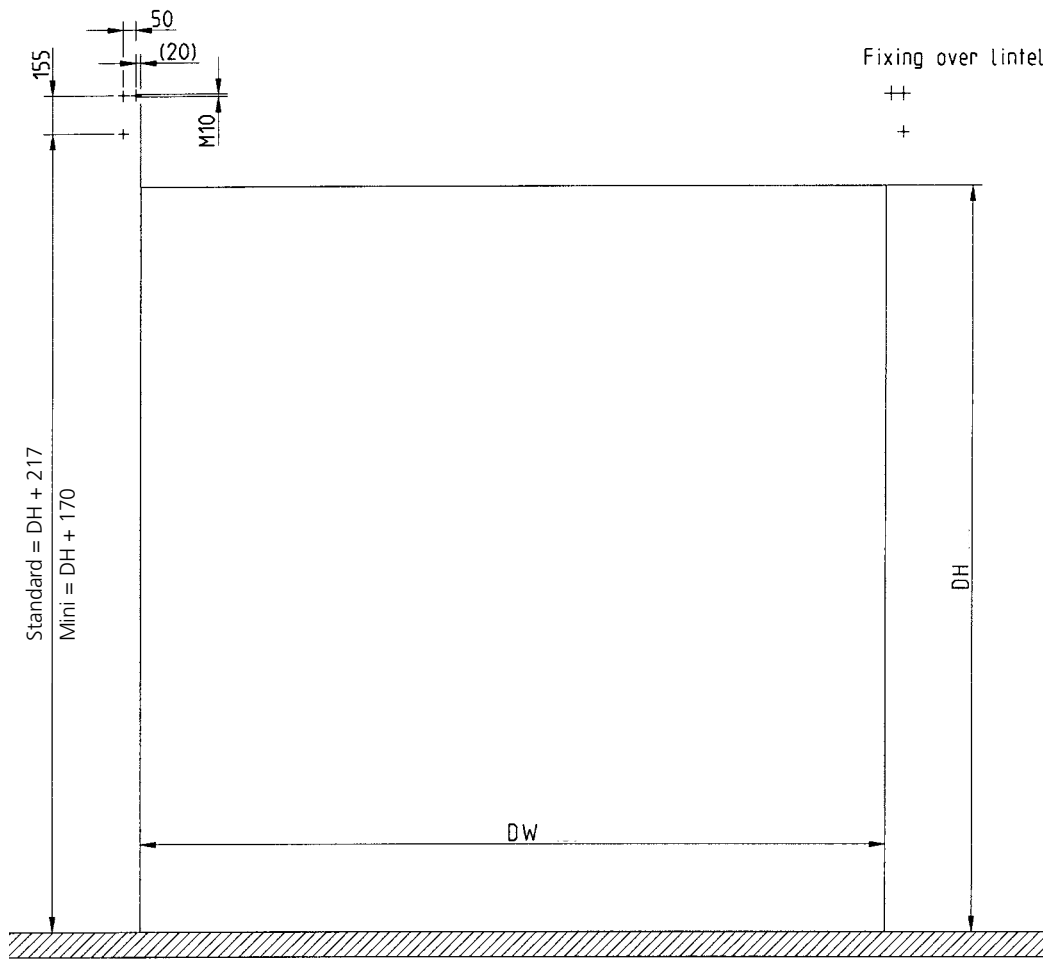
[] ==> Space needed for installation

Available sizes		DW	DH
Standard	min.*	1000	1000
	max.**	3500	3500
Mini	min.	500	500
	max.	2000	3000
Crash*	min.	1300	1000
with Top 0,8 mm**	max.	3000	3000

	Without motor cover			
	Standard			Mini
	ACS 50	MCC	ACS 25	ACS 50
X	440	440	400	350
V	260	260	260	220
R	310	310	240	260
T	517	517	415	323
P	50	50	0	0

	With motor cover			
	Standard/Mini			Only Mini
	Plastic	Steel	Stainless steel	Steel
Y	490	490	540	357
W	350	335	315	235
S	350	340	350	275
U	610	645	625	380
Q	70	64	130	0

Control Unit		ACS 25	ACS 50	MCC
Opening speed	max.(m/s)	0,8	0,8	2,0
Closing speed	max.(m/s)	0,8	0,8	0,8
Electrical cabinet WxHxD	mm	190x300x115	300x400x210	220x380x100



MATERIAL

- galvanised steel
- aluminium
- stainless steel

MOTOR POSITION

available left or right hand side

MOTOR COVER ¹⁾

- standard door is delivered without motor cover
- as option, motor cover can be chosen:
 - plastic (blue or black)
 - powder coated steel
 - stainless steel

CONTROL BOX

- depending on requirements for opening/closing speed and actuators, three different control systems can be chosen from a basic control system ACS 25 to the innovative frequency converter control system MCC^{VectorControl}

KNOCK-OUT CAPABILITY ²⁾

- available for width ≥ 1300 mm
- avoids non-operation times after crash
- easy manual reset after an impact



TOP ROLL

- aluminium roll with galvanised shafts
- options:
 - aluminium roll with shafts and bearing in stainless steel
 - top roll and shafts made from stainless steel

TOP ROLL COVER ¹⁾

- standard door is delivered without top roll cover
- as option, top roll cover can be chosen from:
 - galvanised steel
 - aluminium
 - stainless steel

DOOR CURTAIN CHOICES INCLUDE:

- clear PVC with reinforcement stripes
- Travitop
- RollTex®
- NomaTex®

COLOURS

- basic colours red and blue
- large variety of other colours on request, depending on choice of door curtain material

WINDOWS

- standard for door curtains from clear PVC with coloured reinforcement stripes
- options for other types of curtain:
 - NomaTex® with windows or vision panel
 - RollTex® with windows

SAFETY FEATURES

- self testing electrical safety edge
- door line photocell

BOTTOM PROFILE

- aluminium
- stainless steel
- low bottom profile for doors with reduced space requirement over lintel (only alu)

ACTUATORS

Individual applications can include additional safety devices. Actuators such as infrared, radar detectors, push buttons, vehicle detector loops or radio transmitters can be added to the control system. Please contact us for additional information for your specific needs.

Notes:

¹⁾ For doors of height ≤ 2500 mm the use of top roll and motor cover is required according to standard EN 13241-1.

²⁾ Not applicable in version „mini“ with low bottom profile for reduced installation height.

Products shown may include additional options.




Frequency converter control system MCC^{VectorControl}




Compact dimensions and integrated door design. Easy wiring by pluggable connections.



Compact frequency converter control system with vector control technology for smooth operation of the door.



Display unit in a small box placed at the side frame.



Display unit with foil keys and a graphical display offering easy operation and maintenance.



Products shown may include additional options.

ALBANY DOOR SYSTEMS

ASIA

KIARA PARK 172-3-2 • JLN. BURHANUDDIN HELMI
TTDI, 60.000 KUALA LUMPUR
PHONE: +60 (0) 3 77 27 01 84 • FAX: +60 (0) 3 77 27 01 84
INFO.ADS.MY@ALBINT.COM

AUSTRALIA

23 FAUNCE ST. WEST GOSFORD • 2250 NSW
PHONE: +61 (0) 2 / 43 23 23 86 • FAX: +61 (0) 2 / 43 24 54 11
SALES.ADS.AU@ALBINT.COM

GERMANY


AM MONDSCHEN 25 • 59557 LIPPSTADT
PHONE: +49 (0) 29 41 / 766-0 • FAX +49 (0) 2941 / 766-294
VERKAUF.ADS.DE@ALBINT.COM

SWEDEN

BOX 509 • S - 301 80 HALMSTAD
PHONE: +46 (0) 35/14 73 00 FAX: +46 (0) 35/14 73 99
SALES.ADS.SE@ALBINT.COM

USA

975-A OLD NORCROSS ROAD • LAWRENCEVILLE • GA 30045-4321
PHONE: +1 (0) 7 770 / 338 / 5000 • FAX: +1 (0) 770/338/5024
SALES.ADS.US@ALBINT.COM



Albany Door Systems products and services are available around the world. For a subsidiary or representative in your region visit

WWW.ALBANYDOORS.COM